

Joomla!VM

JoomlaVM

joomvm group

VMQuote1.0

\$79.00

Virtuemart Quotation Component

VMQuote , the online Quotation / Invoice system assists the virtuemart shop in preparation, issue, and tracking of customer quotations.

VMQuote Â allows users to quickly and accurately prepare a customer quotation by accessing the products in virtuemart store. with the powerful component, you can create any quotations for any customers, even for unregistered customers, it will create a new account for them when you finish creating the quotation, and email the customers the account and quotation with pdf format document. After the new customer login in your website and Â accept the quotation, it will create a new order automatically and wait for customer finishing the payment.

It also provide the invoice function, you can generate Â the invoice of pdf format at the backend, ifÂ you want to track the quotations and analysis the statistic, you can export all kind of tables about quotation, invoices, unpaid order.

It is a Standard Joomla component for virtuemart, so don't worry about the edition of your virtuemart, the installation is absolutely simple, the usage is absolutely easy.

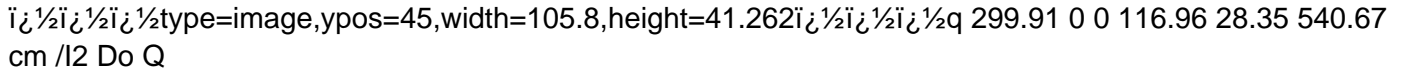
Attention: this version of vmquote just support virtuemart1.0, if you want to use vmquote in virtuemart2.0, Please check another version here: [vmquote2.1](#)

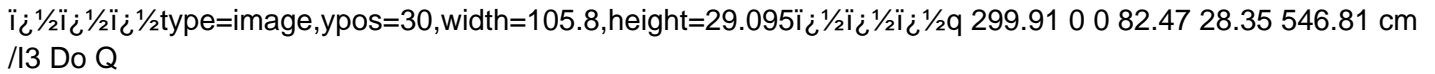
- Integrate with all VM products listed on website.
- Auto create new customer (registration) if not existing customer (included login details in email with quotation)
- Quotation " Send to customer in HTML email" with attached PDF
- Quotation " Customer are able to accept or reject quotation in the frontend
- Quotation " If accepted auto generate purchase order , If rejected ask why
- Export data to CSV
- Statements with line item invoices marked paid or unpaid
- help Service "Help clients use this tool correctly at first time

It's a standard Joomla extension, so you can install the package at the Joomla backend easily

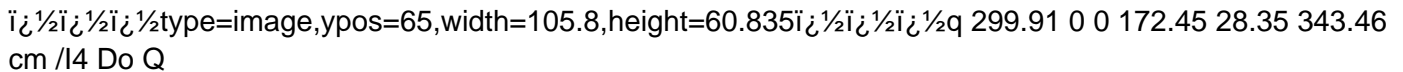
Usage Create a new quotation

- If new customer, you can input customer's name and email, it will create new account for the customer, and email the access info with quotation later.

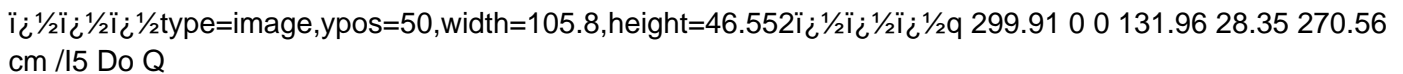
 299.91 0 0 116.96 28.35 540.67 cm /12 Do Q

 299.91 0 0 82.47 28.35 546.81 cm /13 Do Q

- After you save the new quotation that just create, you will get a blank quotation without product, so you need to add the products now, just click the quotation name, then you can add the products there.

 299.91 0 0 172.45 28.35 343.46 cm /14 Do Q

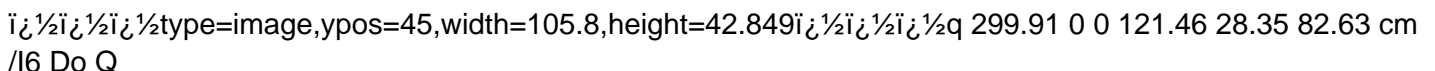
You will see the quotation as pdf.

 299.91 0 0 131.96 28.35 270.56 cm /15 Do Q

3 Send the quotation

- When ready, you can send the quotation, just click the button-'Send Quote'.

- After customer receive the email, they can login in frontend with the access info and visit url in the email. Accept or refuse the quotation, then system will get the status at the backend.

 299.91 0 0 121.46 28.35 82.63 cm /16 Do Q

- View all kind of report, then export them with csv file.

type=image,ypos=40,width=105.8,height=38.617 299.91 0 0 109.47 28.35 704.08
cm /17 Do Q

6 That's it! you can also check the video here :

<http://www.youtube.com/watch?v=P4MZixeoitY&feature=youtu.be>

[Vendor Information](#)